

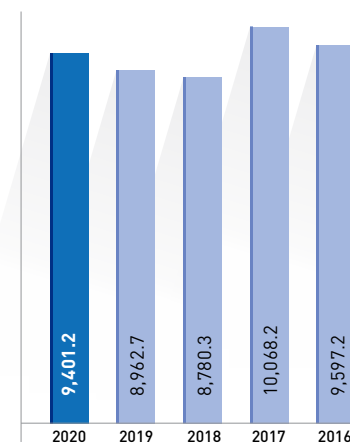
FIVE-YEAR GROUP FINANCIAL PERFORMANCE

	Audited 1.1.2020 to 31.12.2020 RM million	Audited 1.1.2019 to 31.12.2019 RM million	Audited 1.1.2018 to 31.12.2018 RM million	Audited 1.1.2017 to 31.12.2017 RM million	Audited 1.1.2016 to 31.12.2016 RM million
Revenue	9,401.2	8,962.7	8,780.3	10,068.2	9,597.2
Operating profit	2,017.2	1,929.3	1,466.4	2,733.6	2,228.8
(Loss)/profit before taxation	(123.6)	1,512.3	1,344.1	2,003.6	2,814.0
(Loss)/profit after taxation	(169.8)	1,436.3	1,284.3	1,990.7	2,793.3
(Loss)/profit for the year attributable to equity holders of the Corporation	(43.1)	1,426.4	1,311.5	1,981.5	2,581.6
Dividends paid during the year	1,473.0	1,339.1	1,339.1	1,830.2	1,450.7
(Loss)/earnings per share (sen) ⁽¹⁾	(1.0)	32.0	29.4	44.4	57.8
Total assets	51,821.0	51,863.8	52,065.3	50,469.8	56,151.3
Total liabilities	18,669.9	16,110.1	15,701.2	14,565.0	16,820.3
Equity attributable to equity holders of the Corporation	32,272.8	34,727.2	35,351.1	34,844.2	38,065.7
Interest-bearing loans and borrowings	13,440.4	13,152.2	13,049.9	11,663.9	12,601.5
Net tangible assets per share (sen)	724.3	782.1	795.4	785.4	860.1
Gross debt/equity ratio (times)	0.41	0.37	0.36	0.32	0.32
Net debt/equity ratio (times)	0.20	0.17	0.20	0.16	0.15
Interest cover ratio (times) ⁽²⁾	6.6	4.5	4.4	11.0	10.2
Cash flows from operating activities ⁽³⁾	5,587.9	5,579.1	4,099.2	4,739.1	5,222.3

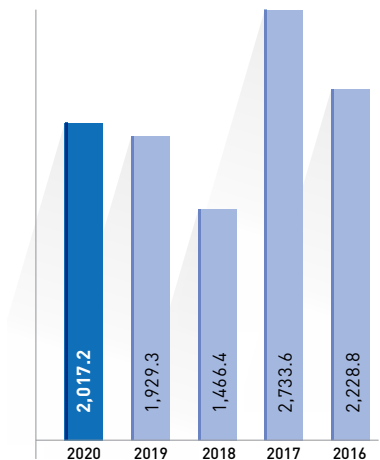
Notes:

- (1) (Loss)/earnings per share has been calculated using the weighted average number of ordinary shares in issue during the financial year.
- (2) Excluding gain on acquisition of businesses, net gain/(loss) on disposal of ships and offshore floating assets, impairment provisions, provision for litigation claims and write-off of trade receivables and loss on re-measurement of finance lease receivables.
- (3) FY2019 and FY2020 cash flows from operating activities reflect the reclassification arising from the adoption of MRFS 16: Leases.

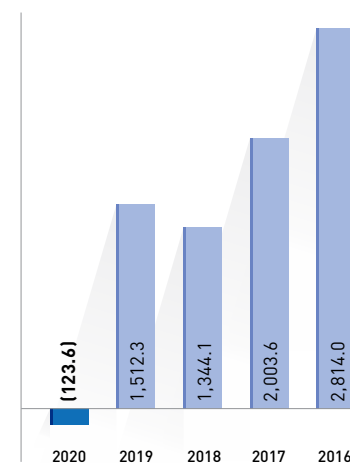
REVENUE (RM million)



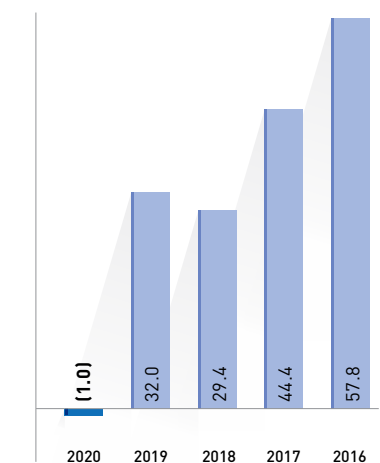
OPERATING PROFIT (RM million)



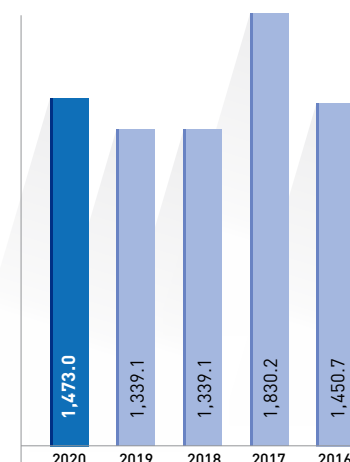
(LOSS)/PROFIT BEFORE TAX (RM million)



(LOSS)/EARNINGS PER SHARE (sen)



DIVIDENDS PAID (RM million)



EQUITY ATTRIBUTABLE TO EQUITY HOLDERS OF THE CORPORATION (RM million)

